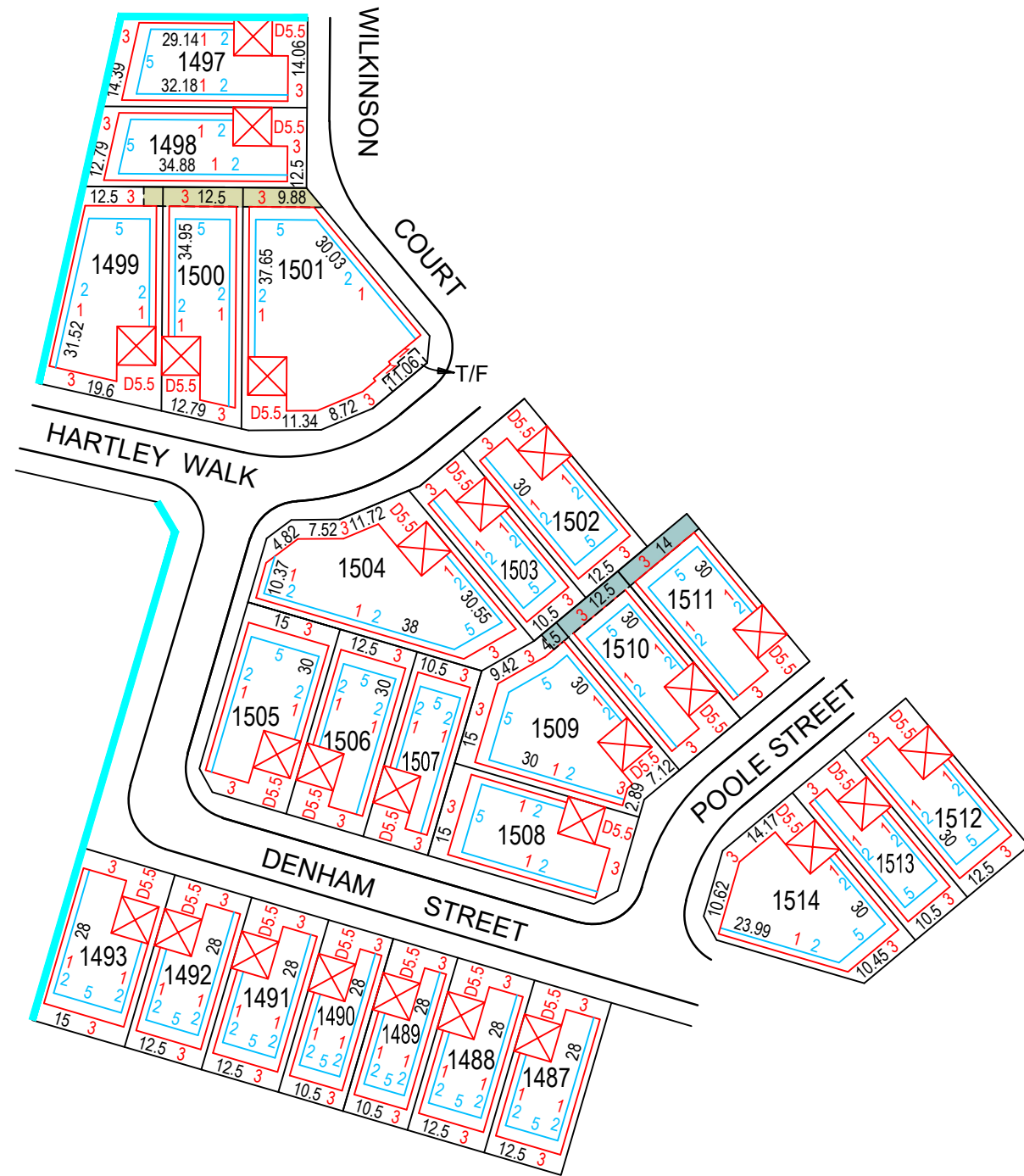
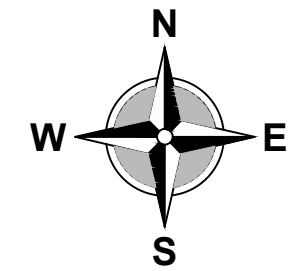










**BUILDING ENVELOPES
VILLAGE CENTRE STAGE 1**

REV F 03.03.2020



-  Denotes fencing by Developer
-  Denotes garage
-  Denotes double driveway location.
-  Single Storey Setback (distance from boundary or tie line shown)
-  Two Storey Setback (distance from boundary or tie line shown)
-  Denotes 3m Wide Drainage Easement
-  Denotes 3m Wide Sewer Easement
-  Denotes 4m Wide Sewer & Drainage Easement

Envelopes are indicative showing minimum set backs only at the time of preparation. Council and Development Plan requirements must also be adhered to.