








-  Any retaining wall to be a minimum of 1.0m setback off of the southern boundary.
-  Denotes fencing by Developer
-  Denotes garage
- D** Denotes double driveway location.
- S** Denotes single driveway location
-  Single Storey Setback (distance from boundary or tie line shown)
-  Two Storey Setback (distance from boundary or tie line shown)
-  Denotes 3m Wide Drainage Easement
-  Denotes 4m Wide Sewer & Drainage Easement

*Envelopes are indicative showing minimum set backs only at the time of preparation. Council and Development Plan requirements must also be adhered to.*