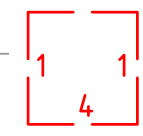
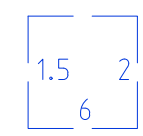


LEGEND

SINGLE STOREY SETBACK
 MAXIMUM BUILDING ENVELOPE & SETBACK DISTANCES FROM BOUNDARY.
 NOTE: COUNCIL PLANNING SETBACK REQUIREMENTS ARE TO BE READ IN CONJUNCTION WITH SHOWN DIMENSIONS.



TWO STOREY SETBACK
 MAXIMUM BUILDING ENVELOPE & SETBACK DISTANCES FROM BOUNDARY.
 NOTE: COUNCIL PLANNING SETBACK REQUIREMENTS ARE TO BE READ IN CONJUNCTION WITH SHOWN DIMENSIONS.



- S ⊙ SEWER CONNECTION
- W Δ WATER CONNECTION
- E ∩ SAPN PILLAR / ELECTRICAL CONNECTION
- L ☆ SAPN LIGHT POLE
- T/F SAPN TRANSFORMER
- SW Λ STORMWATER KERB OUTLET
- ▣ STORMWATER JUNCTION BOX
- ▤ STORMWATER SIDE ENTRY PIT
- ▨ FOOTPATH
- C □ COMMUNICATIONS PIT

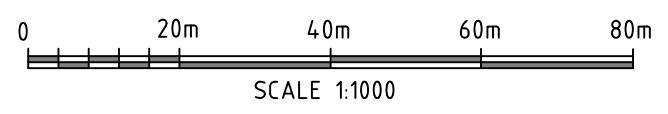
REFER APPENDIX A FOR FENCING REQUIREMENTS WITHIN DRAINAGE EASEMENT.

NOTES

- THIS PLAN IS TO BE USED FOR MARKETING PURPOSES ONLY. EASEMENTS SHOWN ARE SUBJECT TO CHANGE AT THE DISCRETION OF STATUTORY AUTHORITIES AND/OR THE DEVELOPER.
- ALL DATA SHOWN HEREON IS SUBJECT TO APPROVAL BY THE REGISTRAR GENERAL'S DEPARTMENT, COUNCIL & RELATIVE SERVICE AUTHORITIES. ROAD LAYOUT AND ASSOCIATED INFRASTRUCTURE IS DERIVED FROM DESIGN INFORMATION AND SUBJECT TO CHANGE.
- ENVELOPES ARE INDICATIVE SHOWING MINIMUM SET BACKS ONLY AT THE TIME OF PREPARATION. COUNCIL AND DEVELOPMENT PLAN REQUIREMENTS MUST ALSO BE ADHERED TO.
- MINIMUM PRIVATE OPEN SPACE AND MAXIMUM SITE COVERAGE PER COUNCIL & DESIGN GUIDELINES APPLY.

PUBLISHED 28/05/2018

SHEET 1 OF 1



Hickinbotham
Herriot consulting
 civil & structural engineers

STAGE 5

