





## WOODBIDGE - STAGE 4A BUILDING ENVELOPES

-  Denotes garage can be built on boundary. If not on boundary 900mm minimum setback applies.
-  Denotes single storey setback. (Note: Front setback measured to front facade - excluding verandah or portico).
-  Denotes second storey setback (or if side wall greater than 3m high).
-  Denotes preferred driveway location.

Minimum front setback to garage 5.5 metres. Maximum garage length 8.0m if built on boundary.

Envelopes show the minimum setback requirements and driveway locations only. Council and Development Plan requirements must also be adhered to with respect to site coverage and private open space.

